

#No.1

Mrs Wordsmith presents...

'SNACK-ACTION' COMICS



**SPECIAL
EDITION**





Words & Illustration by:



YOU'RE ABOUT TO BECOME A COMIC BOOK CREATOR!



ARE YOU READY?

We've started you off with a few pages of our own
— but we've missed some important bits of the
story! Grab a pencil and help us finish it by writing
and drawing in the spaces.









A black and white comic book panel. In the top left corner, there is a speech bubble containing the text "IT'S...". The background of the panel is filled with numerous short, straight lines radiating outwards from the top left, creating a sense of motion or impact. The entire panel is enclosed in a thick black rectangular border.

IT'S...

NOW IT'S YOUR TURN...


Lots of creative tasks like this one involve 'collaboration' — that means working together with other people. By adding your skills to what was already here, you just collaborated. Nice one!

The next panels are empty. This time, you're going to do things solo. You can either continue the story or start a brand new one about your own character.


First, think about what characters you want to use and what story you want to tell.

Then, tell the story bit by bit, by drawing what happens in each of the empty panels.






Mrs Wordsmith®



Mrs Wordsmith®



Mrs Wordsmith®



CONGRATULATIONS !

By mixing images and words to tell a story, you've created a comic book! Try giving it to your friends and family to read, and find out what they think.

If you had fun and want to tell more exciting stories this way, then all you need is a stack of paper, some pens, and some more words!

We can't help with the pens, but Mrs Wordsmith has some cool tools to help you find all the words you'll ever need.

Use them wisely – and happy scribbling!

